


Space-Themed Activity Booklet





Contents

3

Dot to Dot

4

Word Search

5

Roll, Add and Colour

6

Decorate Zid's Dress

7

One Less

8

Star Biscuits

9


Maths Mosaic

10

Make an Alien Spaceship

11

Mindfulness Colouring



Can you find all of the asteroids? Count the number of asteroids in this booklet (apart from this page) and write your answer here!

Dot to Dot



Join the dots in number order to complete the picture below.





Word Search


o z z c s m q w l s
p l a n e t s b c p
b i f u c l z u g a
m n n n r s g n t c
a f x i e z a u p e
r r c v a t l s z s
t l d e t z a u b h
i s u r u e x a t i
a w g s r q y l a p
n q r e e w e i r d



martian
planets
spaceship

creature
weird
unusual

universe
galaxy




Roll, Add and Colour



1. Roll two dice.
2. Add the numbers together.
3. Colour the answer.

Two Player:


Each Player chooses a colour.
The winner is the one with
the most objects in their
colour at the end.





Decorate Zid's Dress


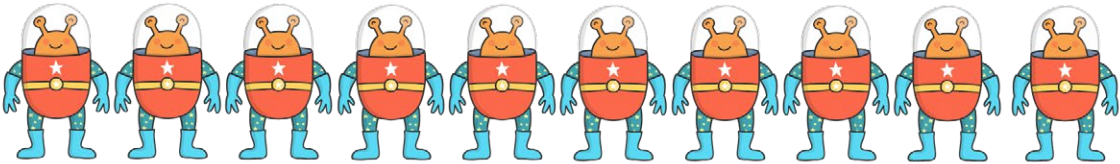









Colour and decorate the alien's dress with
you own out-of-this-world design!



One Less




Count the number of objects. Then, write the number that is one less in the circles.





Star Biscuits



Ingredients

100g butter

50g caster sugar

175g plain flour

A few drops of
vanilla extract

Equipment

Bowl

Spoon


Rolling pin

Star cookie cutter

Baking tray

Method

1. Preheat the oven to 150°C.
2. Add butter and sugar in a bowl and mix well until light and fluffy.
3. Add the vanilla, mix, then add the flour and mix well.
4. Roll out to about 5mm thick. Cut into star shapes.
5. Bake for 25 minutes or until golden brown.



Maths Mosaic



Solve the calculations to reveal the hidden picture.
Each answer has a special colour.

8 = Black	10 = Yellow	11 = Orange	16 = Grey	7 = Red	20 = White
---------------------	-----------------------	-----------------------	---------------------	-------------------	----------------------


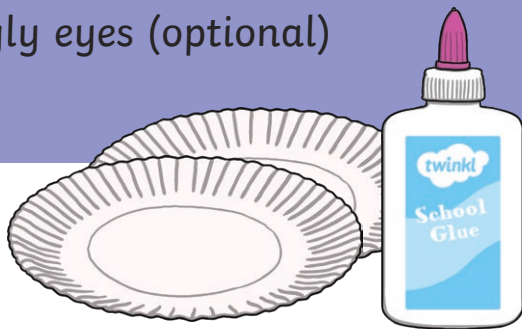
$16+4$	$2+18$	$19+1$	$9+11$	$0+7$	$20+0$	$14+6$	$4+16$	$20+0$
$13+7$	$5+15$	$7+13$	$2+5$	$4+3$	$5+2$	$18+2$	$11+9$	$6+14$
$18+2$	$17+3$	$3+13$	$14+2$	$8+8$	$6+10$	$2+14$	$13+7$	$16+4$
$12+8$	$0+16$	$10+6$	$0+8$	$1+15$	$3+5$	$11+5$	$15+1$	$20+0$
$3+17$	$5+11$	$2+14$	$1+7$	$6+10$	$4+4$	$12+4$	$4+12$	$1+19$
$19+1$	$16+0$	$12+4$	$2+6$	$4+12$	$6+2$	$0+16$	$9+7$	$15+5$
$9+11$	$10+10$	$3+13$	$9+7$	$7+9$	$5+11$	$13+3$	$7+13$	$10+10$
$1+19$	$6+14$	$19+1$	$11+5$	$1+15$	$10+6$	$2+18$	$18+2$	$3+17$
$20+0$	$4+16$	$14+6$	$3+4$	$0+10$	$1+6$	$8+12$	$12+8$	$11+9$
$8+12$	$15+5$	$0+11$	$2+9$	$1+9$	$3+8$	$4+7$	$5+15$	$17+3$



Make an Alien Spaceship


You will need:

- 2 paper plates
- 1 see-through plastic cup
- 2 small pieces of coloured card (small enough to fit inside your cup)
- Colouring pencils or felt-tip pens
- Googly eyes (optional)
- Glue




Method

1. Stick together the two pieces of card, leaving 2cm unglued at the bottom. Fold the unglued part to a 90° angle – this will stick to the paper plate later.
2. Draw an alien shape on one side of the card. Add details to your alien.
3. Cut around the alien shape.
4. Stick together your paper plates to create a saucer shape.
5. Use the bottom 2cm of card to stick your alien on top of the paper plates, using the fold to make the alien stand up.
6. Add glue to the rim of your plastic cup, place it over the alien and stick it to the paper plate.
7. Colour and decorate the paper plates to look like a spaceship.

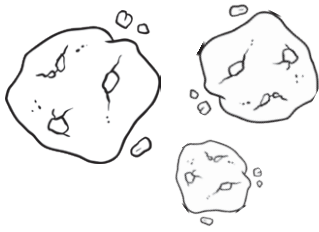




Mindfulness Colouring



Label the Stegasaurus Answers



Can you find all of the asteroids? Count the number of asteroids in this booklet (apart from this page) and write your answer here!

7


Word Search Answers



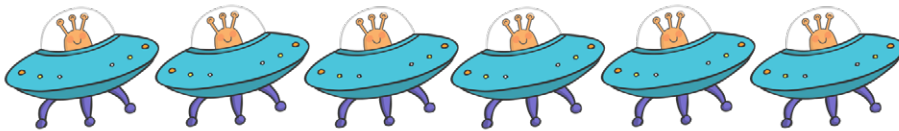
o z z c s m q w l \$
p l a n e t s b c p
b i f u c l z u g a
m n n n r s g n t c
a f x l e z a u p e
r r c v a t l s z s
t l d e t z a u b h
l s u r u e x a t l
a w g s r q y l a p
n q r e e w e i r d




One Less Answers




5



5



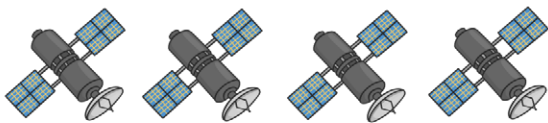
8



0




2



3



4



5

Maths Mosaic Answers



8 = Black	10 = Yellow	11 = Orange	16 = Grey	7 = Red	20 = White
---------------------	-----------------------	-----------------------	---------------------	-------------------	----------------------

16+4	2+18	19+1	9+11	0+7	20+0	14+6	4+16	20+0
13+7	5+15	7+13	2+5	4+3	5+2	18+2	11+9	6+14
18+2	17+3	3+13	14+2	8+8	6+10	2+14	13+7	16+4
12+8	0+16	10+6	0+8	1+15	3+5	11+5	15+1	20+0
3+17	5+11	2+14	1+7	6+10	4+4	12+4	4+12	1+19
19+1	16+0	12+4	2+6	4+12	6+2	0+16	9+7	15+5
9+11	10+10	3+13	9+7	7+9	5+11	13+3	7+13	10+10
1+19	6+14	19+1	11+5	1+15	10+6	2+18	18+2	3+17
20+0	4+16	14+6	3+4	0+10	1+6	8+12	12+8	11+9
8+12	15+5	0+11	2+9	1+9	3+8	4+7	5+15	17+3

