

Message from Mrs Eadie 25th January (WK3 - 2021)



Hi everyone,

I hope you are all keeping well and working hard!

Once again this week there is a wide and varied musical activity week for you to choose from. This week there are lessons from the Love Music Trust and also lessons using the BBC 10 pieces and BBC's Bring the Noise!

Please feel free to choose whichever activity you like! If you want to send me any work or ask about anything you not sure of please use my e-mail address. jeadie@mobberley.cheshire.sch.uk

YR1/YR2 **BRING THE NOISE** **Yolanda Brown's big musical adventure**

<https://www.bbc.co.uk/teach/bring-the-noise/yolanda-browns-bring-the-noise-adventure/zjtxwty>

Save the Summertime Festival

Imagine a land where an evil mayor has banished music to try to stop the biggest music festival in the land. Somewhere off the south coast of England lies Summertime Island, home of the famous Summertime Festival. The new Mayor of the island has hidden the magical ingredients, which make up music! Now nobody is able to sing, play an instrument or even just clap their hands. Join Yolanda Brown and friends as they try to find the magical musical ingredients to return to Summertime Island. We will be on this adventure for the next few weeks and this week I would like you to watch just the **first 16 minutes** of this show then complete the activity sheet below. The song words are also attached so you can join in with the first song.

KS2 **LISTEN, LEARN, DO!** (approx 15 mins)

<https://www.bbc.co.uk/teach/ten-pieces/ten-pieces-musical-menu/zmypoxxk>

LISTEN - Watch the BBC Philharmonic's whistle-stop tour of the orchestra and complete the Ten Pieces worksheet (attached below).

LEARN - Learn how sound is made and the difference between wind, string and percussion instruments. An introduction to how sounds are made through vibrations.

DO - Join BBC Concert Orchestra percussionist Stephen Whibley as he shows you how to create Cuban Mambo in your kitchen! This is not to be missed!

LOVE MUSIC TRUST LESSONS

EYFS/KS1 <https://youtu.be/rffIP24pW7g>

This week we are continuing to use the transport theme to investigate **RHYTHM** and **PULSE**.

We use a very simple song to help us understand the difference between Rhythm and Pulse then create our own rhythmic pattern. See the transport pictures attached to the end of this letter.

KS2 <https://youtu.be/sJGRk7hdMhY>

Sea Shanties are our theme this week. Graham from LMT invites to listen to 3 Sea Shanties and see if you can hear what similarities there are between them. Why were they sung and how? What do you notice about the voices? Is there just one (solo) or many? Can you hear the layers of voices (singing in harmony). You will then have a go at writing your own Sea Shanty using some tips given to you by Graham.

YEAR6

<https://youtu.be/odEWdFsi79o>

LOCKDOWN BRASS LESSONS!

Did any of you manage to have a go at this last week? If not, then before you look at this week's lesson please watch the beginning of last week's lesson where Mr Birch gave you details on how to sort out the valves on your trumpet/ baritone if they become stuck.

Please follow the link to find a recorded instrument lesson from Mr Birch.

- You will be
1. reading notation focusing on **RHYTHM**
 2. learning a 2 note piece 'Time for tea'
 3. learning a new 4 note piece 'Grumpy Cloud Tango'

If you need help with your instrument or have any queries about the lesson, please e-mail me and I can try and sort out any problems you may have!



The Love Music Trust songwriting competition

Please see previous music letters for details if you are interested!

DAILY BIG SING

Here we are again with our fabulous Daily Big Sing. You may just want to have a go at the warm up song or go straight to the main song. It's up to you! This week we are singing some songs with an ANIMAL ANTICS theme. There are some fab songs in this set. I particularly like Cat and Mouse Games!

Monday Jazzy Jaws

<https://youtu.be/RFJyFKcda9I>

Some of you will recognise today's warm up song, I don't wanna sing today. Great fun!

Tuesday Talk to the Paw

<https://youtu.be/EhTLvujJfVc>

John Kanakanaka is our warm up today which I know lots of you already know.

Wednesday The Tiger Tango

https://youtu.be/Pujby_QAUjo

A new warm up today called Old Man Jazz

Thursday Cat and Mouse Games

<https://youtu.be/UOLJIunXEB4>

Oh Walla! This is a great warm up song.

Friday The Osprey

<https://youtu.be/dwZfha4FY0w>

Our warm up song is a Polynesian working song called Tongo.

SING UP <https://www.youtube.com/singup>

Did you manage to join us in the #feelgoodfifteen# video last week from Singup? If not how about watching it now! After our warm up song we learned the amazing Bob Marley song 3 Little Birds - Don't worry 'bout a thing, 'cos every little thing's gonna be alright!! Brilliant!

How about joining us at 9am on Tuesday morning for 15 minutes to get our brains warmed up with song ready for your daily lessons.

Tune in on **Tuesday 26th Jan @9am** for the third of their weekly series of live sessions, run by a range of fabulous vocal leaders. You can access it either on the Sing up Youtube channel or their Singup at home channel <https://www.singup.org/singupathome> where they will live stream for anyone wanting to watch. Don't worry if you miss it as each video will be saved so you can catch up afterwards. Let's all enjoy the benefits of singing at home!

Enjoy your week everyone, work hard and don't forget to SING!



Mrs Eadie

25th January 2021



EYFS/KS1


LMT LESSON

Can you make and play your own rhythmic pattern?

Cut out and arrange the pictures below. Remember to arrange the pictures in 4's.

Try to rearrange them.

Do some rhythmic patterns sound better than others?



YR1/YR2 After watching just the first 16 minutes of this show can you answer the following questions?

- What instrument is Yolanda playing?
- Name the 4 sections of the orchestra
- What 3 things are missing from the Summertime festival?
- What is a **PULSE/BEAT**?
- What is a **RHYTHM**?

Hands in the Air

**Na na-na na-na na na na-na
Na na-na na-na na na na-na
Na na-na na-na na na na-na
Na na-na na-na na na na-na**

**Put your hands in the air, like you don't care
Put your hands in the air, like you don't care
Now put your hands in the air, like you don't care
Now put your hands in the air, like you don't care**

**Na na-na na-na na na na-na
Na na-na na-na na na na-na
Na na-na na-na na na na-na
Na na-na na-na na na na-na**

**Shake your body to the left, feel the best
Now shake body to the right and you'll feel alright
Shake your body to the left, feel the best
Now shake body to the right and you'll feel alright**

**La la-la la-la la la la-la
La la-la la-la la la la-la
La la-la la-la la la la-la
La la-la la-la la la la-la**

**Clap your hands, clap your hands
Yeah clap your hands, clap your hands, clap your hands
Now clap your hands, clap your hands
Yeah clap your hands, clap your hands, clap your hands**


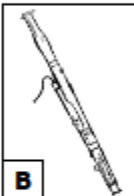

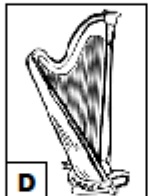

**Na na-na na-na na na na-na
Na na-na na-na na na na-na
Na na-na na-na na na na-na
Na na-na na-na na na na-na**



BBC TEN PIECES

STEP 1

Watch the BBC Philharmonic performing the ['Whistle-stop Guide to the Orchestra'](#) by composer Daniel Whibley. Use the video to help you match up the pictures and names of the instruments. Write the letter of the instrument in the box next to the instrument's name:

1	Violin						
2	Cello						
3	Bassoon						
4	Flute						
5	Trombone						
6	Horn						
7	Timpani						
8	Harp						

STEP 2

Listen to the music again and answer the following questions:

Name one high-pitched instrument	
Name one low-pitched instrument	
What is the tempo? How fast or slow is the music?	
Use two adjectives to describe the music	

STEP 3

Draw a picture of your favourite instrument and explain why you like it:

Upload your picture to the Ten Pieces website: www.bbc.co.uk/TenPieces