













The Environment: Endangered Animals

Aim: To ask simple questions and recognise that they can be answered in different ways by asking and answering questions about endangered animals. I can ask and answer questions about endangered animals.	Success Criteria: I can ask questions about endangered animals. I can answer questions about an animal I have researched.	Resources: Lesson Pack Mini whiteboards and pens - class set Topic books on endangered species Internet access (the WWF website has a comprehensive resource featuring all endangered and threatened animals, which will be suitable for confident readers.)
	Key/New Words: Endangered, extinct.	Preparation: Endangered Animal Fact File Activity Sheet - 1 per child Endangered Animals Fact Sheets - as required

Prior Learning: It will be helpful if children can identify a variety of common animals.

Learning Sequence

	Animal Planet: Introduce children to the diversity of animal species on the planet, including some recently discovered species. (Source: <i>The International Union for Conservation of Nature and Natural Resources (IUCN) 2007 Red List.</i>)	
	Endangered Animals: Why do animals become endangered or extinct? Allow children to discuss this with a partner before feeding back to the rest of the class. Read the information on the Lesson Presentation to explain common reasons why animals become endangered, and give examples of well-known endangered animals.	
	Endangered Animal Fact File: Allow children to choose an endangered animal to research from topic books, the Endangered Animal Fact Sheets and the internet. Children fill in the Endangered Animal Fact File Activity Sheet by drawing a picture of their animal, and writing about their appearance, habitat and behaviour	
	Question Time: In small groups, children think of questions they can ask to help them find out about the endangered animals their classmates have researched. Children jot these questions down on a mini whiteboard to help them remember.	
	Question and Answer: Support children in finding a partner who researched a different animal to themselves. Children ask and answer questions about the animals they have researched.	
	How Can We Help? Outline ways in which children can contribute to protecting endangered species.	

Taskit

Playit: Learn more about endangered species by playing this [Endangered Animals Top Card Game](#).

Colourit: Have fun with these [Endangered Animals Colouring Sheets](#).

Displayit: Why not make a beautiful display of all your work with this fabulous [Endangered Animal Display Pack](#)?