




My High School Transition Log
Year 6



Mobberley CE Primary School
2019 - 2020



MATTHEW 7:7
ASK AND IT WILL BE GIVEN TO YOU
SEEK AND YOU WILL FIND IT;
KNOCK AND THE DOOR WILL BE
OPENED TO YOU



This High School
Transition Log
Belongs To:

Name:

Insert a picture of yourself here

1

2

3

4

5

6

7

8

9

10

11

Transition describes the process of changing from one thing to another. You might have heard the term used in primary school for transition days from your old class to your new one.

Moving from primary school to secondary school is a big transition. Teachers in both schools do their best to prepare you for this step and support you through the change. You may have experienced friends or family members transition to secondary school and seen them go through some of the following steps:

- Teachers from secondary school visiting children in their primary school.
- Primary school teachers helping children find out about their new school and how it is different.
- Transition days to the new school to meet tutor groups and experience the new school day

Due to the school closures, transition to secondary school might look a little different this year. It is normal to be worried about missing out on the things you've seen happen for other year groups.

You might not know the details about your transition just yet but the teachers in both your primary school and your new secondary school are still working hard to make sure that everything goes well for you.

This booklet covers some of the things you might be worried about and some activities to help you plan for your transition while social distancing.

1

2

3

4

5

6

7

8

9

10

11

Explore your new High School's website to find out information to fill in this page of your booklet

Which High School are you going to?

What is your new Headteacher's/Principal's name?

Who is in charge of year 7?

We have our school Christian values. What values does your new High School have?

(Can you insert a picture of your new High School here?)

(Can you insert a picture of your new High School's emblem? (The emblem on your new blazer))

1

2

3

4

5

6

7

8

9

10

11

Explore your new High School's website to find out information to fill in this page of your booklet

The address is

The telephone number is

The e-mail address is

The website address is

On this page, think about what might be worrying you about high school and what you are happy about and type your responses into the columns below

(On the next page are some examples you might want to use)

Worries	Happy

Making new friends	Learning a new timetable
Dinner time	Being on time
Having a different uniform	Break times
Finding way around	Learning new subjects
Getting to school	Joining clubs
Meeting others my own age	School rules
Being with friends	Meeting my new tutor
Homework	Being able to do the work
Meeting my new teachers	Getting changed for sport / PE
Being with older pupils	

Think about something that worries you about moving to Secondary School.

0 1 2 3 4 5 6 7 8 9 10
OK Not OK



What is the worry? _____

On the scale of 0 to 10 how worried are you? _____

Think of a time when you have been worried before

What helped you move down the scale that time?

Where on the scale would you like to feel in a month, 6 months and in a year? _____

What will have changed so you know you are less worried?

1

2

3

4

5

6

7

8

9

10

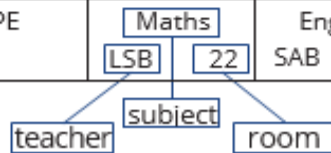
11

How will I know where to go and when?

Bells in school will let you know when you need to make your way to the next lesson. You will be given a timetable that tells you where you need to be in each period. It will probably have the name of the lesson, the teacher you have and the room you need to be in. The teacher's initials are usually used on your timetable, but you will probably have a list of their full names underneath.

Example Timetable:

	Mon	Tues	Wed	Thurs	Fri
Tutor	ADZ 101	ADZ 101	ADZ 101	ADZ 101	ADZ 101
P1	Science XTE 216	English SAN 147	Maths LSB 222	Science MSA 236	DT MES 137
P2	French ADH 202	Ethics TOM 226	English SGM 105	Maths JMK 229	DT MES 137
P3	English SAB 107	French ADH 202	History SHA 219	Art ARS 141	French ADH 202
P4	Computing EAH 212	Music JLS 127	Geography EGS 218	Geography EGS 218	Science KTN 234
P5	History SHA 219	PE LPT	Science SLT 238	Science KTN 234	English SAN 147
P6	Science MSA 236	PE LPT	Maths LSB 222	English SAB 107	Maths ADB 220



What Should I Take With Me?

Try and prepare your bag the evening before as you're more likely to forget things if you're rushing around in the morning.

Any books that you need for the day's lessons – check your timetable and make sure you've completed any homework that is due.

Your planner or homework diary.

A reading book if your school has time for quiet reading.

You should always have a pen and a spare pen, pencil, ruler, sharpener, rubber and calculator with you. A pencil case will help you keep them together so they don't get lost in your bag.

It is not always as easy to get water during the school day as it is at primary school so take a water bottle with you. Check the bottle doesn't leak and keep it upright or in a plastic bag to protect your books and homework.

A packed lunch if you're not using the canteen.

Your PE kit, including trainers, if you have PE that day.

A bag to carry everything in.

Your bus-pass or bus fare, if needed






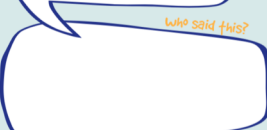
Which of these objects will you need (and be allowed) to take to your new school ?

Tick the box next to the drawing and to make sure you have the right answer look at the information you have been given or on the school website. If you're not sure put a ? and check when you start at school in September. No one will expect you to have all the right things in the first week !













Books <input type="checkbox"/>	Ruler <input type="checkbox"/>	Bag <input type="checkbox"/>	Pencils <input type="checkbox"/>	Calculator <input type="checkbox"/>
				
iPod <input type="checkbox"/>	Money <input type="checkbox"/>	Pens <input type="checkbox"/>	Dictionary <input type="checkbox"/>	Sweets <input type="checkbox"/>
				
Cuddly toy <input type="checkbox"/>	Planner <input type="checkbox"/>	Door key <input type="checkbox"/>	 What do I need to buy? (tick it off when you have got it) ...	
				
Lunch box <input type="checkbox"/>	Make up <input type="checkbox"/>	Mobile phone <input type="checkbox"/>		
				

Now ask members of your family, your friends and even your current teacher to 'recommend' you to your new school...they can tell you or write some things which they think are **positive** or **special** about you - **what you're like** or **what you're good at**.

Write their quote in the speech bubbles below and who said them.

FAMILY	what THEY say about you!	FRIENDS/TEACHERS
 <i>who said this?</i>		 <i>who said this?</i>
 <i>who said this?</i>		 <i>who said this?</i>
 <i>who said this?</i>		 <i>who said this?</i>

Getting to school

Now write down your plan for how you might get there (and rough timings if you can)

My journey plan



Once you have decided the safest and quickest way to and from your new school, set a date to practice the journey.

Date Time

Who is going?

How long did it take you?

What time do I need to leave the house?

(remember that there might be more traffic in September so leave some extra time)

Having done the journey once with a parent or helper, organise to do it on your own with a friend. Always of course letting your parents know...



Stay in touch with your primary school friends.

Year 7 is so much better than primary. After the first few days, you don't worry anymore as it will feel like you've always been there.

Final Tips

Try not to lose your timetable. Take a photo of it so you have a backup on your phone and give your parents a copy to stick up at home too.

Never underestimate the value of a routine – it helps to have set times of the week when you get your homework done.

Remember that everyone in your year is going through the same thing as you, you're not alone.

Don't be afraid to ask for help.

It's not that different to primary, once you get used to having different teachers.

Get the bus to school a few times before your first day. It will be one less thing to worry about.

Make sure you pack everything you need the night before so you're not rushing in the morning.

1

2

3

4

5

6

7

8

9

10

11

On this page write any questions you may have about your new school, so you can ask them when you get there in September

Questions

Questions

- 1
- 2
- 3
- 4
- 5
- 6
- 7
- 8
- 9
- 10
- 11